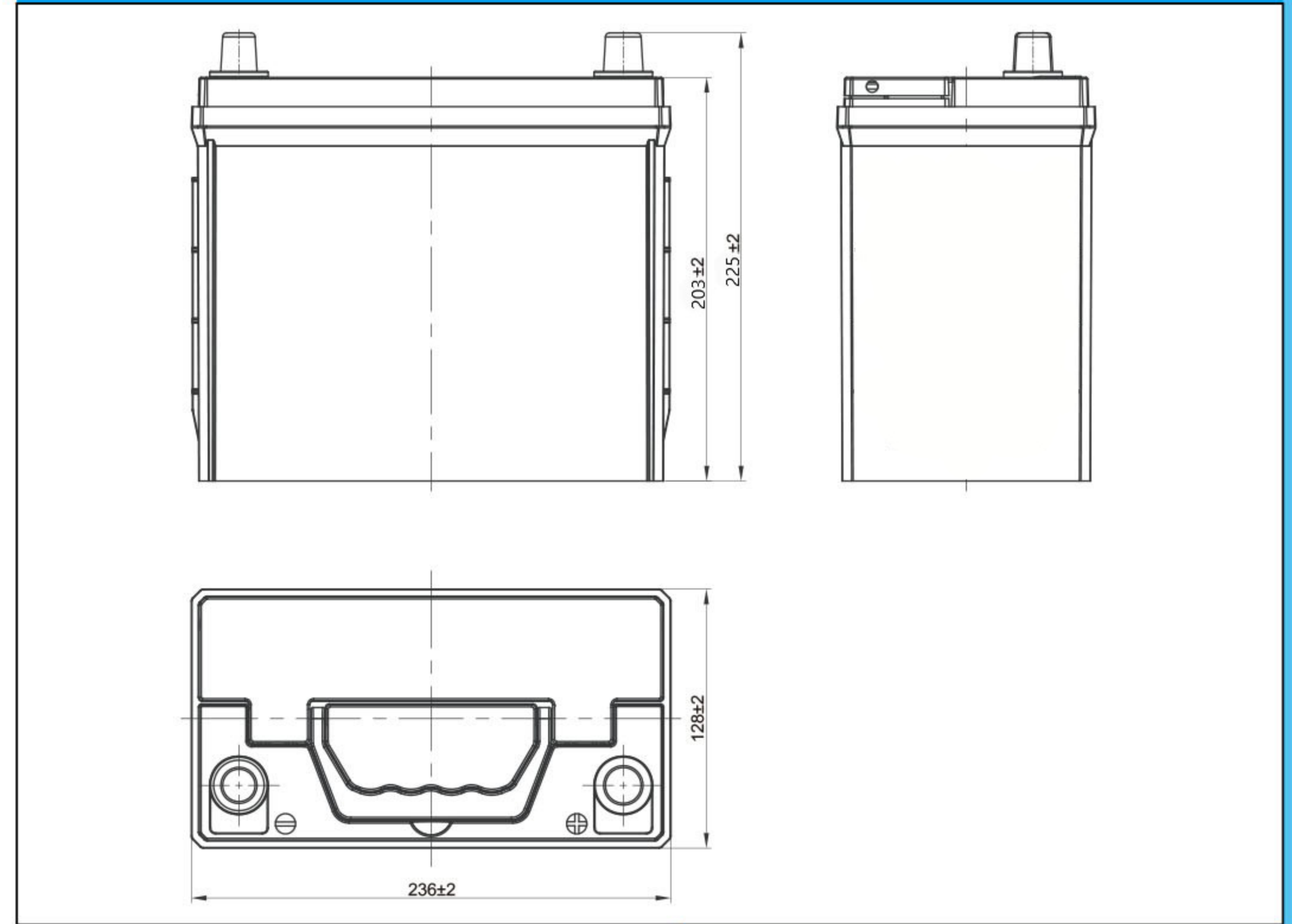


## 54523[12V45Ah]



### Dimensions (mm)



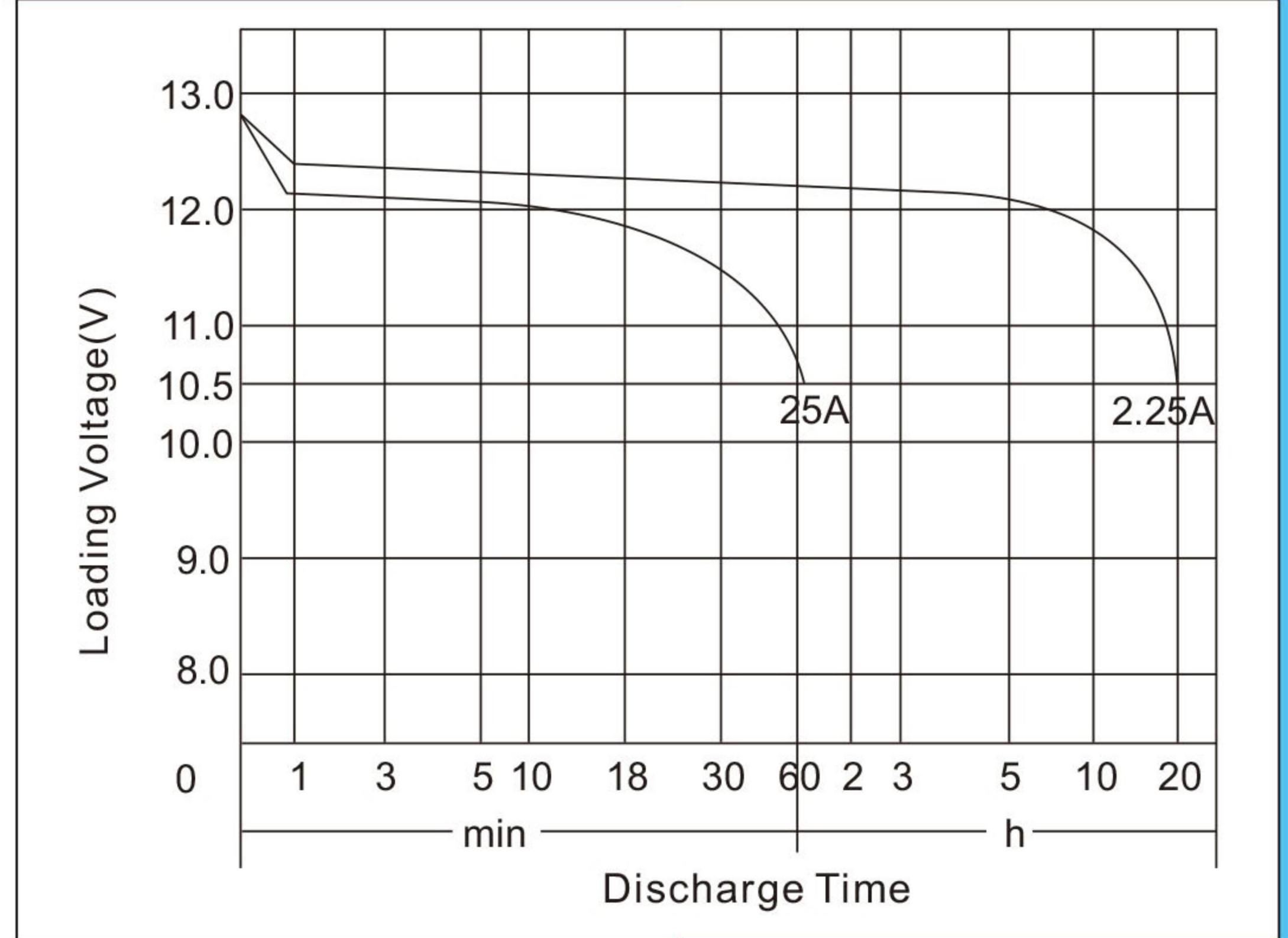
### Physical Specification (mm)

|                        |                             |                                     |
|------------------------|-----------------------------|-------------------------------------|
| Nominal Voltage        |                             | 12V                                 |
| Nominal Capacity(20HR) |                             | 45Ah                                |
| Dimension              | Length                      | 236±2mm(9.29inches)                 |
|                        | Width                       | 128±2mm(5.04inches)                 |
|                        | Container Height            | 203±2mm(7.87inches)                 |
|                        | Total Height(with Terminal) | 225±2mm(8.74inches)                 |
| Weight                 |                             | Approx 11.7Kg(25.80lbs)             |
| Acid                   |                             | 1.280±0.015g/cm <sup>3</sup> (25°C) |
| Standard Terminal      |                             | 1                                   |
| Cell layout            |                             | 0                                   |
| Hold-Down              |                             | B0                                  |
| Cell plate qty         |                             | /                                   |
| Case                   |                             | Gray -PP Material                   |
| Cover                  |                             | Gray -PP Material                   |
| Handle                 |                             | Gray -PP Material                   |
| QTY/PLT/layer          |                             | /                                   |

### Electrical Specification

|   |                     |       |
|---|---------------------|-------|
| Rated Capacity                            | 20 hour rate(2.25A) | 45Ah  |
| Reserve Capacity                          |                     | 70min |
| Cold Cranking Performance Amps@0°F(-18°C) |                     | 400A  |

### Discharge Characteristics(25°C,77°F)



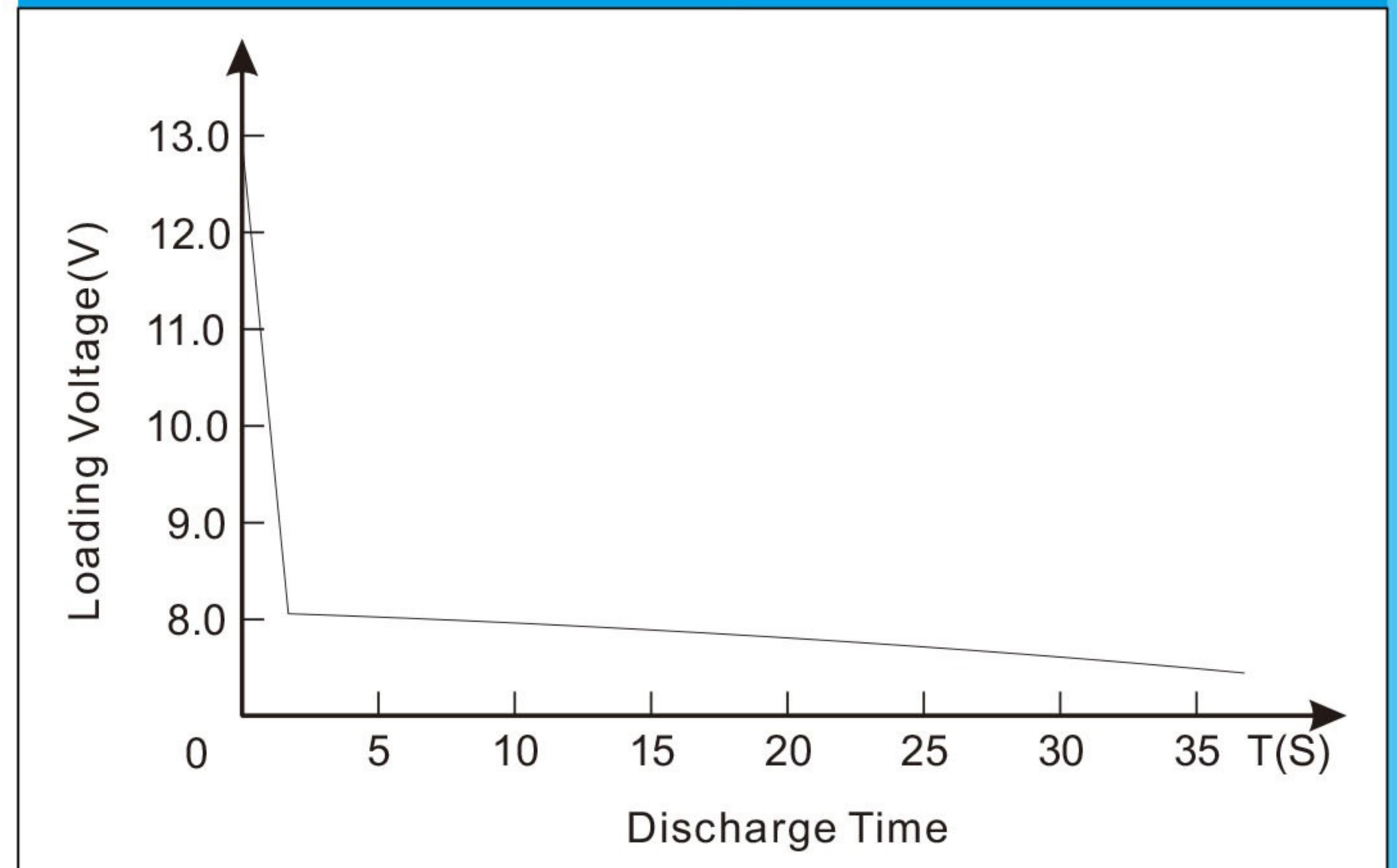
### Standard Terminal (mm)      Cell Layout

| Terminal Type | D                                 |                                   |
|---------------|-----------------------------------|-----------------------------------|
|               | Positive                          | Negative                          |
| 1             | 19.5 <sup>0</sup> <sub>-0.3</sub> | 17.9 <sup>0</sup> <sub>-0.3</sub> |

17.9<sup>0</sup>  
Taper 1/8  
ØD

Figure(0)

### Discharge Characteristics(-18°C,0°F)



\*Values are subject to variation of +/- 5% in normal manufacturing processes.  
\*Technical specifications and the product line above could be changed without prior notice.